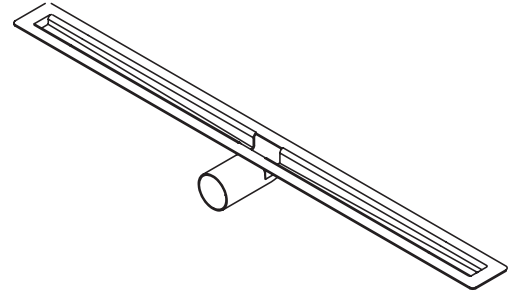


Job Name _____	Item # _____
Location _____	
Engineer _____	Contractor _____
PO # _____	Tag _____
Representative _____	

CUSTOM FABRICATED DRAIN BODY CENTERED SIDE WASTE OUTLET

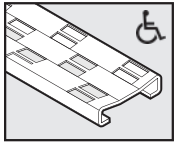
APPROVALS AND LISTINGS

Before installing QuickDrain USA system, check with your local building department/plumbing inspector to ensure compliance with the local building codes. QuickDrain USA LLC is not responsible for any conflicts with local building codes. QuickDrain USA LLC is not responsible for improper installation of any part of the assembly or the waterproofing membrane. Dimensions are subject to manufacturer's tolerance and can change without notice.

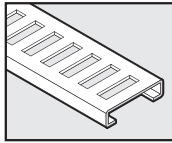


REQUIRED PART (NOT INCLUDED) - DRAIN COVER

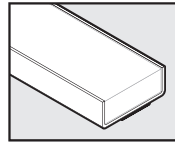
- Available in the designs below and in these lengths - 32", 40", 48", 56" 64" and 72"



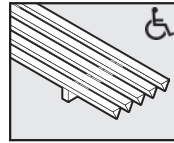
Cosmo



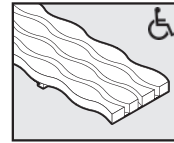
Vertical*



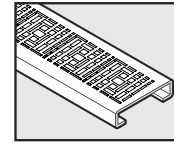
TileIn*



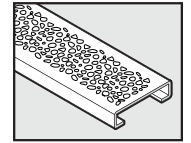
Lines



Stream



Deco

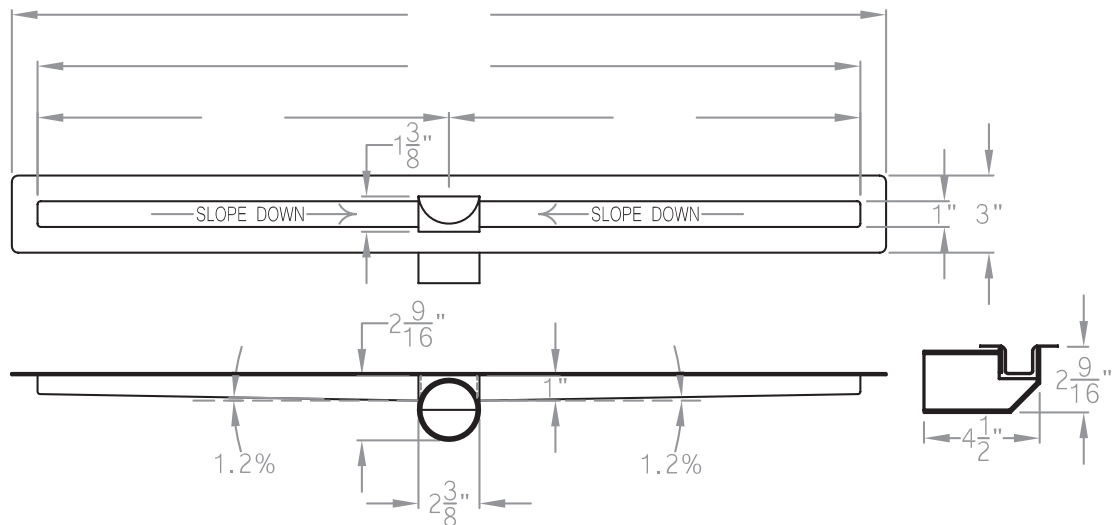


Stones

*Not recommended for curbless entry showers

DRAIN BODY INCLUDES

- Height adjustable spacers
- Trough extensions (2)
- No-hub coupling (1)
- Cover removal key (2)
- Transition tape (1)
- Inside corners (4)
- Outside corners (2)
- Reinforcement Tape (1)



NOTES

- Maximum horizontal distance for pitch is 40"
- Pricing and lead time are available upon approval of drawing
- Custom drains are non-refundable
- All dimensions are in inches
- When used at the entry to a curbless shower as a primary shower drain, the capacity of the drain is 5 GPM, and the only recommended cover patterns are
 - 18 Gauge 316L Stainless Steel
- Key feature of the drain body is a fully sloped trough that prevents standing water and solids being deposited in the trough
- 2" I.D. schedule 10 stainless steel side spout waste outlet
- Height adjustability of drain cover with use of spacers for different thicknesses of finish material from 3/8" to 3/4". Custom spacers are available for finish material thicknesses from 1" to 2-1/2"
- For more information on our custom drains please visit our website: www.LRBrands.com/QuickDrain

Access BIM/Revit content through www.oatey.com